








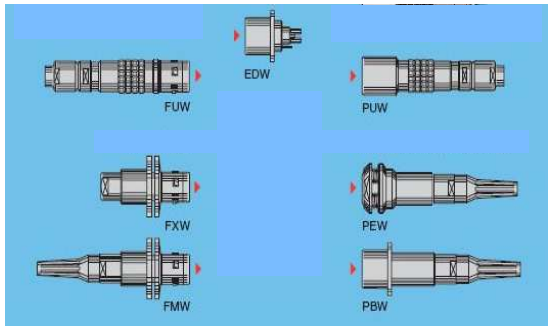


### Fiber Tri-loc Part Number Cross Reference


Kings	Lemo equivalent	Description	Picture
7763-400-F1101	EDW.3K.93C.TLC + + FFS.F2.BA2.LCT10	Jack panel mount 3mm pigtail	
7765-400-F1101	FXW.3K.93C.TLM + PSS.F2.BA2.LCT10	Plug panel mount 3mm pigtail	
7765-400-F1102	FMW.3K.93C.TLMC96Z + PSS.F2.BA2.LCT10	Plug panel mount for 9.2mm cable	
7763-400-F1102	PBW.3K.93C.TLCC96Z + FFS.F2.BA2.LCT10	Jack panel mount for 9.2mm cable 4 hole	
7763-400-F1103	PEW.3K.93C.TLCC96Z + FFS.F2.BA2.LCT10	Jack panel mount for 9.2mm cable jam nut	

7765-3-3	FUW.3K.93C.TLMC96 + PSS.F2.BA2.LCT10	Cable mount straight plug	
7763-3-3	PUW.3K.93C.TLCC96 + FFS.F2.BA2.LCT10	Cable mount straight jack	
7765-4-3	FUW.3K.93C.TLMC96 + PST.F2.BA2.LCE10 + Extension tube	Cable mount straight plug splice on	
7763-4-3	PUW.3K.93C.TLCC96 + FFT.F2.BA2.LCE10 + Extension tube	Cable mount straight jack splice on	

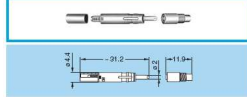
**Lemo Models**



**FFS.F2** Standard F2 male fibre optic contact



**PSS.F2** Standard F2 female fibre optic contact



Part Number	For connector models	Cable structure	Cable Ø
FFS.F2.BA2.LCT10	PUW, PEW, PBW, PUW	Buffer coated fibre	0.25 to 1.1
FFS.F2.BA2.LCE10	EDW, ENW, ERW	Tight jacket cable	1.7 to 3.0

Note: The above contacts are fitted with a 125 µm bore ferrule

Part Number	For connector models	Cable structure	Cable Ø
PSS.F2.BA2.LCT10	EDW, FMW, FUW	Buffer coated fibre	0.25 to 1.1
PSS.F2.BA2.LCE10	FUW	Tight jacket cable	1.7 to 3.0

Note: The above contacts are fitted with a 125 µm bore ferrule