



130 Series

Strip Header .100" x .100" Grid

Series 130 C-Press® Strip Header allows you to gang load two rows of signal pins quickly and easily. The C-Press® contact's .025" square post facilitates interconnection with flat cable and discrete wire socket connectors as well as .025" square post wire wrapping applications. Available in dual lengths of 5 thru 50.



SPECIFICATIONS

INSULATORS

Material: Polyester thermoplastic glass reinforced, UL rated 94 V-O
Color: Black
Insulation Resistance: 5,000 Megohms (min.)
Operating Temperature: -55° to +105°C

Current Rating:

1 amp at 70°C
 3 amps at 20°C

Contact Resistance:

2 Milliohms (max.)
 Pin to P.T.H.

Insertion Force

(Compliant Area): 40 lbs. or less, individual pin


Retention Force

(Compliant Area): 10 lb. minimum, individual pin

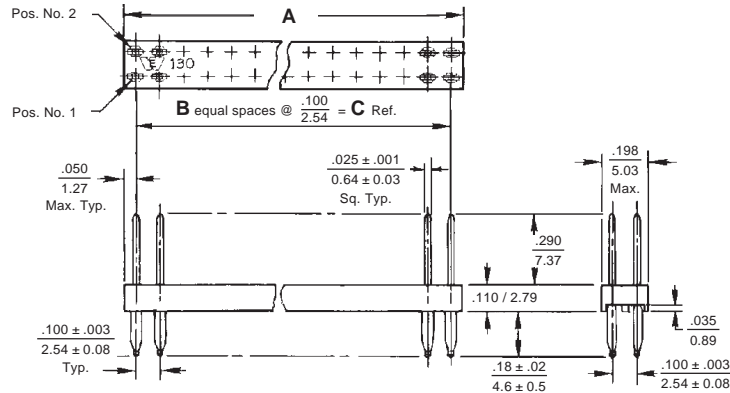
CONTACTS

Material: Copper alloy 725

Plating: Selective plating. Consult sales department for options.

Recognized under the Component Program of Underwriters Laboratories Inc. File No. E136181, to Standard UL 1863 

OUTLINE



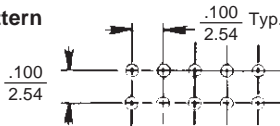
DIMENSIONS

To determine dimensions for sizes not shown in chart, each additional contact pair position added to positions shown increases dimensions by .100" (2.54).

Contact Pairs	A	B	C REF.
05	.498 (12.65)	04	.400 (10.16)
50	4.998 (126.95)	49	4.900 (124.46)

BACKPANEL REQUIREMENTS

Hole pattern



Hole Size & Plating - Standard C-Press®: Winchester illustration on page CP/4.

NOTE: Consult Winchester Electronics for C-Press® applications for backpanels less than .093" thick and for bare copper plated through holes.

ORDERING INFORMATION

